
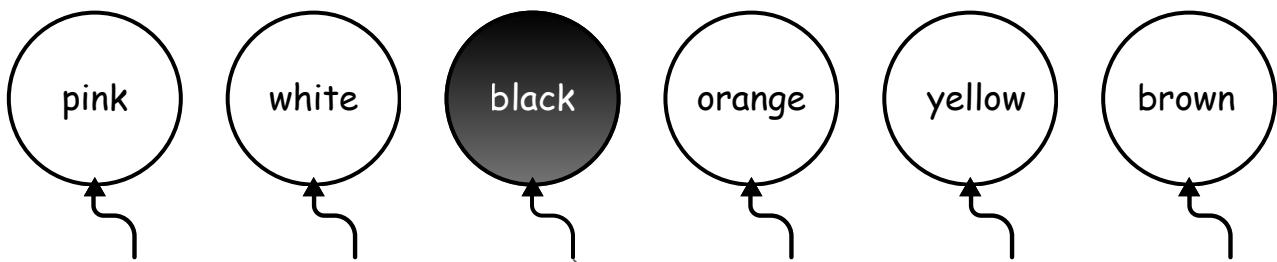
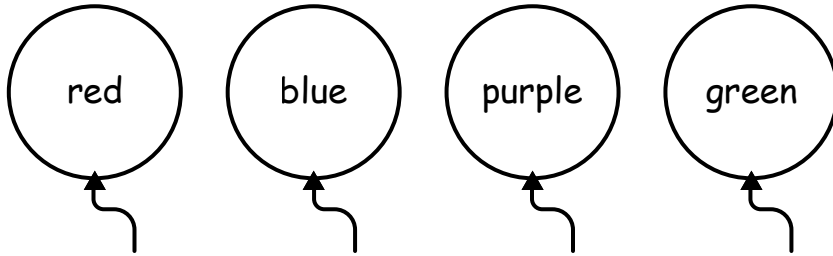


1. Let's watch the video and color the balloons with the right colors. Then match the owners.



https://linpedia.com/SecondGrade/Unit2_1new
Scan the QR code or type the link above in your browser.



Serena




Mateo

2. Let's circle the correct one according to the balloons we matched above.


- a. Mateo has a *black* balloon. blue / **black** / pink
- b. Serena has a balloon. red / orange / brown
- c. Mateo has a balloon. purple / red / green
- d. Serena has a balloon. white / brown / yellow
- e. Mateo has a balloon. green / blue / brown
- f. Serena has a balloon. pink / white / black

3. Let's color Serena's and Mateo's objects according to the sentences.


My pencil is yellow.




My pencil is blue.




My scissor is pink.




My scissors is brown.



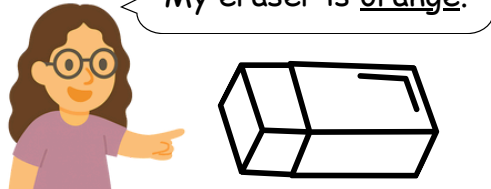
My apple is red.



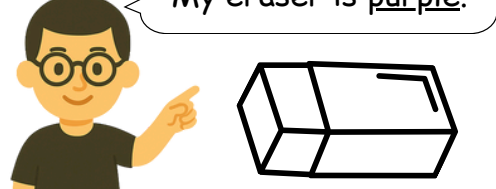
My apple is green.




My eraser is orange.



My eraser is purple.



4. Let's choose at least five colors and color our butterfly with them. Then write the colors you used in the lined space next to it.



Black
