

1. Let's watch the video and number the expressions in the order we hear them.

Good job!

Yes, teacher.

6 Thanks, mom!

Come to the board.

Sit down.

1 Be quiet!



https://linpedia.com/SecondGrade/Unit2_5new
Kodu okutun veya üstteki bağlantıyı tarayıcınıza yazın

2. Let's watch the video and write the correct expressions under the pictures.



a.



b.



c.



d.

Be quiet!

Sit down.

Stand up.

Raise your hand.


Look at the board.

Close the door

Open the window



e.



f.
, please




g.
, please

3. Circle the correct answers.




1. the window.

- a) open
- b) close




2. the window.

- a) open
- b) close



3. the door.

- a) open
- b) close



4. the door.

- a) open
- b) close

4. Match the expressions with the pictures and write them.



.....

- Close the window, please.



.....

- Open the door, please.



.....

- Look at the board.



.....

- Be quiet!