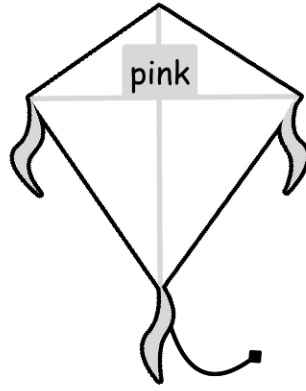
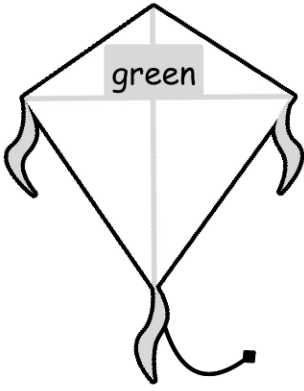


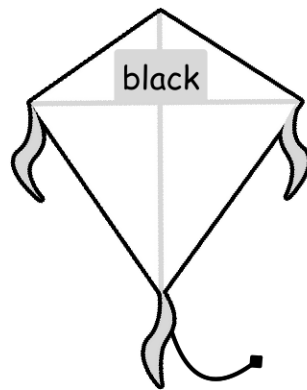
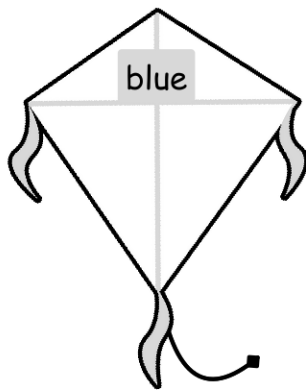
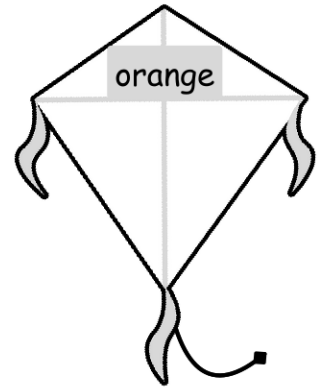
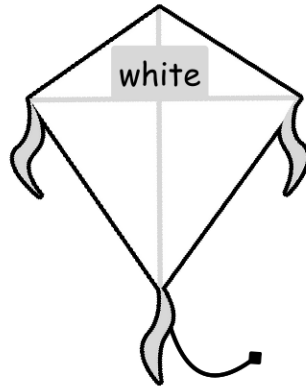
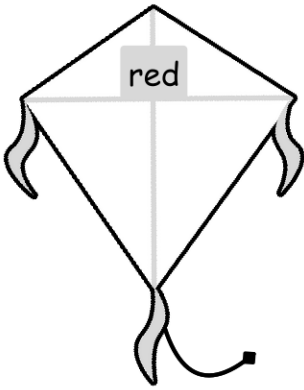
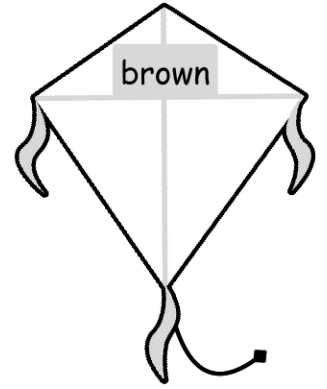
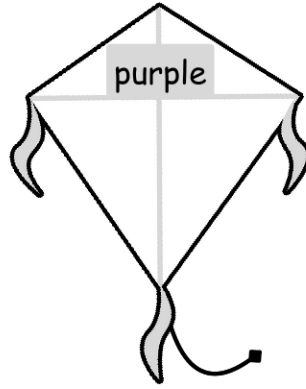
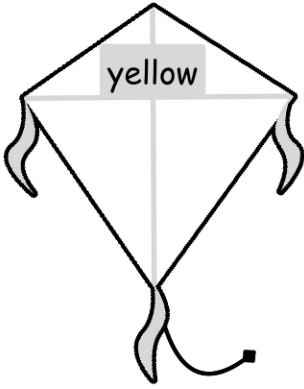
1. Boya kalemlerimizi hazırlayalım! 🎨

Videoyu izleyelim ve uçurtmaları doğru renklere boyayalım.



[https://www.linpedia.com/
ThirdGrade/Unit5_2](https://www.linpedia.com/ThirdGrade/Unit5_2)

Kodu okutun veya üstteki bağlantıyı
tarayıcınıza yazın



2. Videoya göre Mateo ve Serena'nın sevdiği renkleri boşluklara yerleştirelim.

red

green

pink

blue

black

white

purple



I like ... ❤️



I like ... ❤️

orange

brown

1.green.....

1.....

2.....

2.....

3.....

3.....

4.....



4.....

5.....

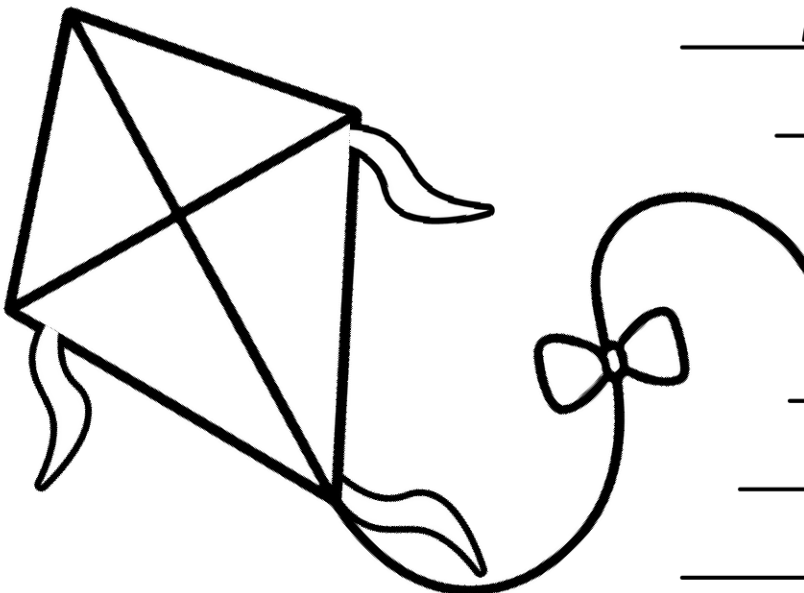
5.....

yellow

3. Cümlelere göre oyuncakları renklendirelim.



4. En az 5 adet renk seçelim ve seçtiğimiz renklerle uçurtmamızı boyayalım. Ardından yanda verilen çizgili alana kullandığımız renkleri yazalım.



black
