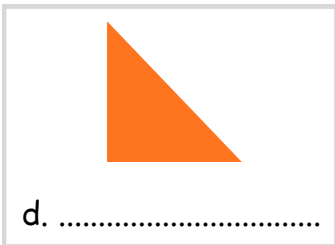





1. Videoyu izleyelim ve kelimeleri şekillerle eşleştirelim.



rectangle

triangle

circle

square

2. Videoyu izleyelim ve boşlukları yandaki kelimeleri kullanarak tamamlayalım.

a. There are circles.

three / four / five

b. There are squares.

three / four / five

c. There are rectangles.


three / four / five

d. There are triangles.

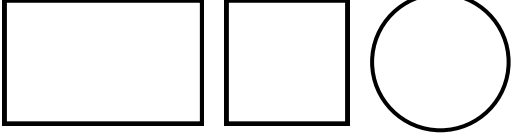
three / four / five

3. Kutucuklarda yazan İngilizce ifadeyi oku. Doğru şekli bul ve istenen renge boy.


yellow
rectangle




blue circle



red triangle



green square



4. Kelebeğin kanatlarındaki şekillerin sayısını bulalım ve boşlukları dolduralım.



1. There are circles.
2. There are squares.
3. There are rectangles.
4. There are triangles.