
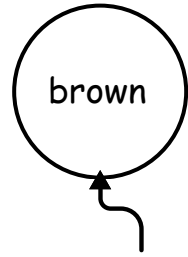

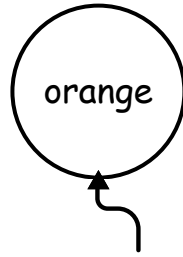

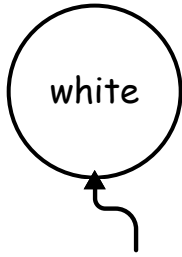


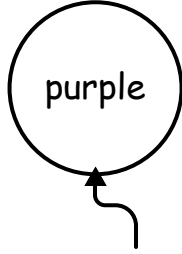
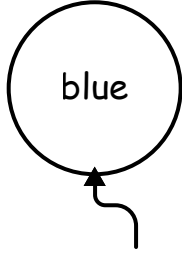
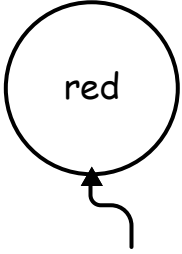


1. Videoyu izleyelim ve balonları doğru renklere boyayalım.  
Ardından sahipleri ile renkli kalemlerle eşleştirelim.



[https://linpedia.com/  
SecondGrade/Unit2\\_1new](https://linpedia.com/SecondGrade/Unit2_1new)

Kodu okutun veya üstteki bağlantıyı  
tarayıcınıza yazın



Serena



Mateo

2. Yukarda eşleştirdiğimiz balonlara göre doğru olanı yuvarlak içine alalım.

a. Mateo has a ..... *black* ..... balloon.

blue / **black** / pink

b. Serena has a ..... balloon.

red / orange / brown

c. Mateo has a ..... balloon.

purple / red / green

d. Serena has a ..... balloon.

white / brown / yellow

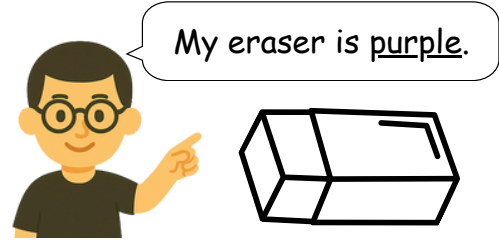
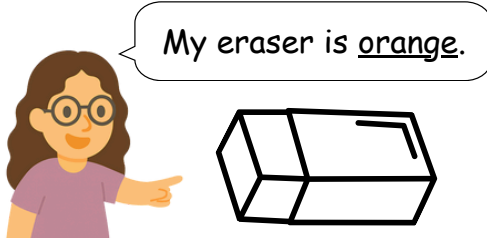







e. Mateo has a ..... balloon.

green / blue / brown

f. Serena has a ..... balloon.

pink / white / black

## 3. Cümlelere göre Serena'nın ve Mateo'nun nesneleri boyyalım.

4. En az 5 adet renk seçelim ve seçtiğimiz renklerle kelebeğimizi boyyalım.  
Ardından yanda verilen çizgili alana kullandığımız renkleri yazalım.

Black

---

---

---

---

---

---

---