

1. Videoyu izleyelim ve ifadeleri söyleniş sırasına göre numaralandıralım.

Good job!

Yes, teacher.

6 Thanks, mom!

Come to the board.

Sit down.

1 Be quiet!



https://linpedia.com/SecondGrade/Unit2_5new

Kodu okutun veya üstteki bağlantıyı tarayıcınıza yazın

2. Videoyu izleyelim ve görsellerin altında doğru ifadeleri yazalım.



a.




b.



c.



d.



e.



f.
, please




g.
, please

3. Doğru cevapları yuvarlak içine alalım.




1. the window.

- a) open
- b) close




2. the window.

- a) open
- b) close



3. the door.

- a) open
- b) close



4. the door.


- a) open
- b) close

4. İfadeleri görsellerle eşleştirelim ve yazalım.



.....

- Close the window, please.



.....

- Open the door, please.



.....

- Look at the board.



.....

- Be quiet!